

RWC9500B

0.15~250MHz High Gain Amplifier Module



General

The RWC9500B is a high gain RF power amplifier used in combination with the RWC2010C.

Features

- Optimized for Digital Radio Frequency
 - LF, MF, HF, BAND-I/II/III
- Typical 32dB High Gain
- Low Noise Figure
- Maximum 15dBm Output power for all band
- Supply Voltage +12V DC adapter

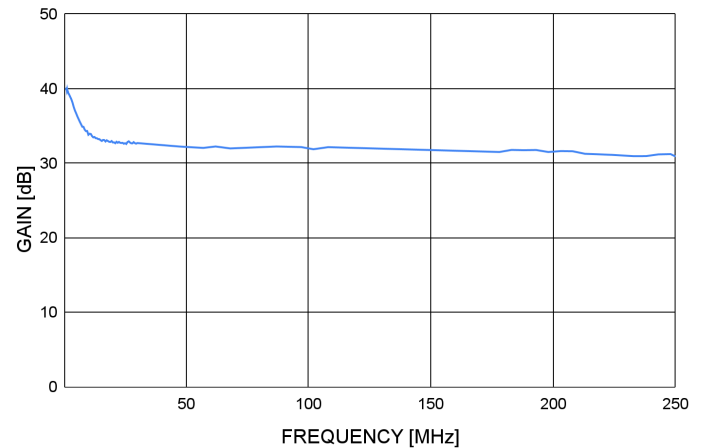
Specification

Parameter	Typical	Unit
Frequency	0.15~250	MHz
Gain	32~40	dB
S11	-20	dB
S22	-12	dB
Noise Figure	1.6	dB
Output IP3	37	dBm
Output P1dB	20	dBm
Current	110	mA

Absolute Maximum Rating

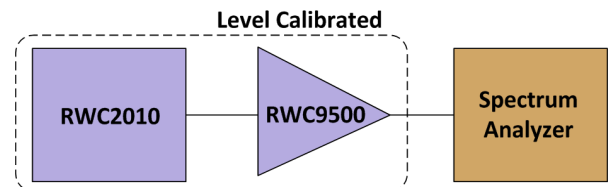
Operation Case Temperature	-40 to 85 C
Device Voltage	+17V
Operation Junction Temperature	+150 C
Input RF Power (CW, 50 matched)	+27dBm

Gain

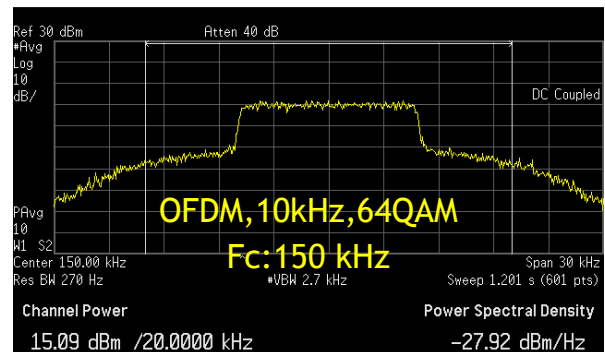


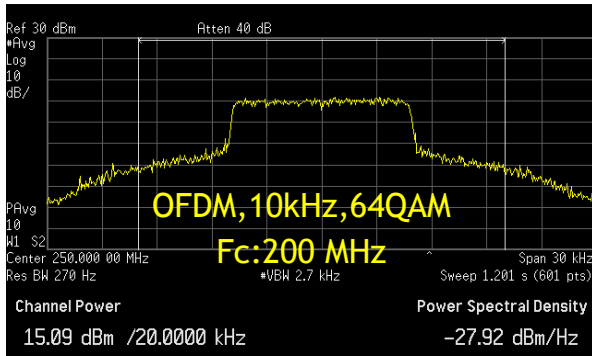
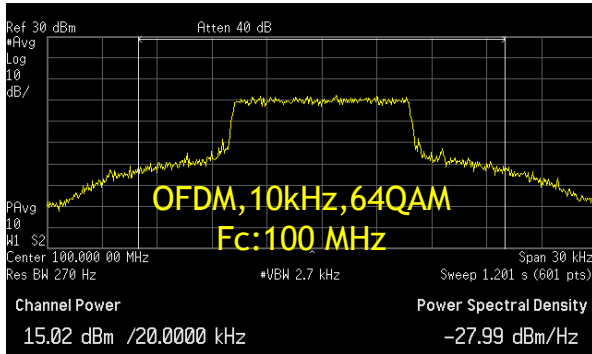
Maximum Power Spectrum

- Signal Source : DRM30 OFDM with RWC2010C
- Signal Bandwidth : 10kHz, 64QAM
- Target Output Power : 15dBm
- Input Power : Level Calibrated for target output power with RWC2010C



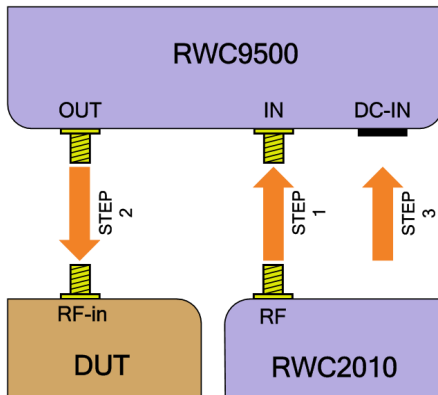
Block diagram to test





Usage

- Power-On Step
 - Step1) Connect 'IN' to RWC2010B
 - Step2) Connect 'OUT' to DUT
 - Step3) Plug in 'DC-IN' (12V)
- Power-Off Step
 - Step1) Plug out 'DC-IN' (12V)
 - Step2) Disconnect 'OUT' from DUT
 - Step3) Disconnect 'IN' from RWC2010B



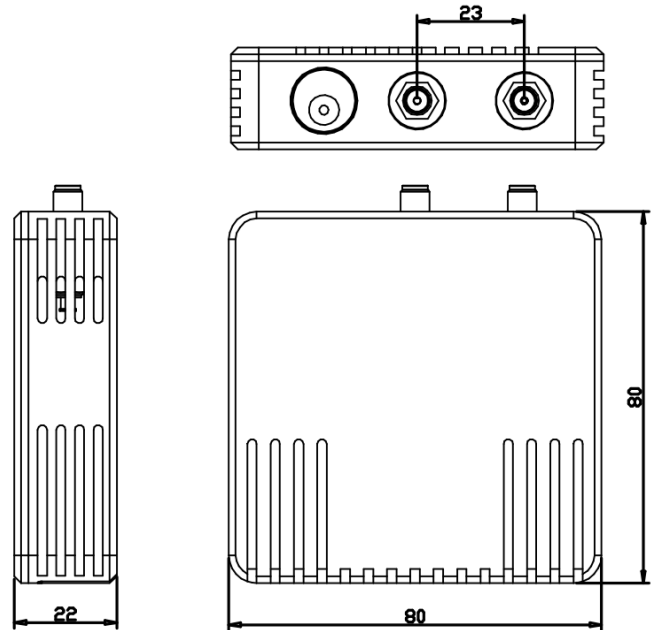
Power-On Steps

ESD Classification

HBM	Class 1B	Voltage Level: 750 V
MM	Class A	Voltage Level: 100 V

Outline & Dimension

Unit : mm



Packing List

- RWC9500B Amplifier
- +12V/3A DC Adapter

Contact

sales@redwoodcomm.com

<https://www.redwoodcomm.com/>